	<p style="text-align: center;"><b><i>Drug Chemistry</i></b>  Pitt County Sheriff's Office Forensic Services Unit  <i>Issued by the Technical Leader</i></p>	<b>Effective Date:</b> <b>2020/01/15</b>	<b>Ver:</b> <b>5</b>
<b>Technical Procedure for Preliminary Color Tests</b>			<b>Page #:</b> <b>1 of 15</b>

**1.0 Purpose** - This procedure specifies the required elements for the preparation and use of preliminary color test reagents.

**2.0 Scope** - This procedure applies to all preliminary color tests used in the Drug Chemistry Section of the Pitt County Sheriff's Office Forensic Services Unit.

### **3.0 Definitions**

- **Prepared reagent** – Mixture of two or more reagents or a dilution.
- **Commercial reagent** – Solvent or chemical purchased from an outside vendor.
- **Performance verification** – The initial confirmation of the reliability of a previously or externally validated method or instrument.
- **Quality control (QC) checks** – Periodic confirmation of the reliability of equipment, instrumentation, and/or reagents.
- **Reference material** – Material sufficiently homogenous and stable, with reference to specified properties, which has been established to be fit for its intended use in measurement or in examination of nominal properties.

### **4.0 Equipment, Materials and Reagents**

- **Equipment**
  - Balance
- **Materials and Reagents**
  - Fume hood
  - Gloves
  - Beakers or other glass vessels (Optional)
  - Small culture tubes
  - Funnel
  - Glass stirring rod
  - Graduated cylinder
  - Pipettes with bulb
  - Porcelain spot plates (Black suggested for Barium Chloride Reagent)
  - Reagent bottles and stock bottles
  - Spatula
  - Weigh boats or other weigh vessels
  - Filter paper (PDMAB and Koppanyi only)
  - Scissors (PDMAB and Koppanyi paper only)
  - Wide mouth bottles with tops (suggested for storage of PDMAB and Koppanyi Paper)
  - Commercial Reagents (ACS grade or higher)
  - Reference materials

### **5.0 Procedure**



**Drug Chemistry**  
Pitt County Sheriff's Office Forensic Services Unit  
*Issued by the Technical Leader*

**Effective  
Date:**  
**2020/01/15**

**Ver:**  
**5**

**Technical Procedure for Preliminary Color Tests**

**Page #:**  
**2 of 15**

- **Standards and Controls** – Quality control checks of all reagents shall consist of a negative check and a positive check. Both checks shall be acceptable according to the procedure listed for each reagent, and shall be recorded together as a quality control check in the Reagent Log stored in the Document Management System (DM).

**5.1** Negative quality control checks shall be performed according to the procedure listed with no sample present.

**5.1.1** Acceptable result is no significant color formation.

**5.1.2** If color develops, steps shall be taken to ensure the spot plate is clean. Making new reagent and retesting with no sample present are further steps that can be taken to ensure no significant color develops prior to introduction of the sample.

**5.2** Positive quality control checks shall be performed according to the procedure listed for each reagent using the specified reference material. See each procedure for acceptable results.

**5.2.1** The result of the quality control check shall be recorded in the reagent log with the identification of the standard used and the results of the QC check.

**5.3** Reagents may be prepared in any amount provided that the component ratios are kept constant.

**5.4** Storage - Stock and use solutions shall be stored in closed containers. All stock bottles shall be stored in the refrigerator, and all use bottles kept on the countertop or under the hood, unless otherwise noted in the procedure.

**5.4.1** Expiration Dates - Stock bottles stored in the refrigerator have a three year expiration date. They shall be labeled as such.

**5.4.2** For use bottles, the expiration date is three years unless specifically stated in the procedure.

**5.5** For all stock and use bottles, rechecks will be performed at six month intervals.

**5.5.1** For stock bottles that are not used directly, each time an aliquot is removed to prepare a use container, a QC check must be performed.

**5.6 Application of Procedures on Evidence**

**5.6.1** Add 1-2 drops of the reagent to a clean spot well or a new culture tube, and ensure no significant color develops.

**5.6.2** Add a small amount of sample to the reagent in the spot well or culture tube.



***Drug Chemistry***  
Pitt County Sheriff's Office Forensic Services Unit  
*Issued by the Technical Leader*

**Effective  
Date:**  
**2020/01/15**

**Ver:**  
**5**

**Technical Procedure for Preliminary Color Tests**

**Page #:**  
**3 of 15**

**5.6.3** Observe any reaction or color produced.

**5.6.4** Record results in the case file if test is being performed for casework or the reagent log in DM if test is being performed for quality control purposes.

**5.7 Marquis**

**5.7.1** This color test reacts with opiates and amphetamines, as well as some non-controlled substances, to produce colored intermediates.

**5.7.2** Add 8-10 drops of (37%) formaldehyde solution to 10 milliliters of concentrated sulfuric acid, with stirring.

**5.7.3** The expiration date for this reagent shall be one month after preparation.

**5.7.4** Suggested Lot number format: Year/month/day/Mq/initials of preparer.

**5.7.5** QC check: Guaifenesin produces a purple color.

**5.7.6** Results: Opiates (heroin, oxycodone) – purple  
Phenethylamines (meth)amphetamine – orange/brown  
MDA/MDMA – purple/black  
Aspirin – slow cherry red

**5.8 Cobalt Thiocyanate**

**5.8.1** This color test reacts with secondary and tertiary amines, as well as some alkaloids, to produce a blue color.

**5.8.2** Dissolve 0.38 gram of ammonium thiocyanate in 25 ml water, and then slowly add 0.63 gram cobaltous acetate with stirring.

**5.8.3** Alternate recipe: Dissolve 1.5 grams of cobalt thiocyanate in 29.0 milliliters of water.

**5.8.3.1** Suggested Lot number format:  
Year/month/day/Cobalt/initials of preparer.

**5.8.4** QC check: Cocaine produces a blue color.

**5.8.5** Results: Cocaine – blue  
PCP - blue

**5.9 Ferric Chloride**

**5.9.1** This color test reacts with phenols, enols, and GHB to produce colored intermediates.



**Drug Chemistry**  
Pitt County Sheriff's Office Forensic Services Unit  
*Issued by the Technical Leader*

**Effective  
Date:**  
**2020/01/15**

**Ver:**  
**5**

**Technical Procedure for Preliminary Color Tests**

**Page #:**  
**4 of 15**

**5.9.2** Dissolve 1.5 grams of ferric chloride in 29.0 milliliters of water.

**5.9.3** Suggested Lot number format:  
Year/month/day/Ferric/initials of preparer.

**5.9.4** QC check: Acetaminophen produces a violet-purple color.

**5.9.5** Results: Acetaminophen – violet-purple  
GHB - red/brown

**5.10 Koppanyi**

**5.10.1** This color test reacts with barbiturates to produce colored intermediates.

**5.10.2 Koppanyi Paper (A)**

**5.10.2.1** Dissolve 0.1 gram cobalt acetate in 100 milliliters of methanol.

**5.10.2.2** Add 0.2 milliliter glacial acetic acid.

**5.10.2.3** Soak filter paper in the solution and allow to dry completely.

**5.10.2.4** Cut filter paper into small pieces for use. (Approximate one inch squares suggested.)

**5.10.2.5** Store filter paper in a wide mouth bottle with top.

**5.10.2.6** Suggested Lot number format:  
Year/month/day/Kopp/initials of preparer.

**5.10.3 5% Isopropylamine (B)**


**5.10.3.1** Mix 5 milliliters isopropylamine and 95 milliliters methanol.  
(Approximate 1:20 isopropylamine:methanol ratio.)

**5.10.3.2** Suggested Lot number format:  
Year/month/day/KoppSoln/initials of preparer.

**5.10.4 Application of Procedure on Evidence**

**5.10.4.1** Place a small amount of sample on a piece of the Koppanyi paper (A).

**5.10.4.2** Press the sample onto the paper with a spatula (optional).

	<p style="text-align: center;"><b><i>Drug Chemistry</i></b>  Pitt County Sheriff's Office Forensic Services Unit  <i>Issued by the Technical Leader</i></p>	<b>Effective Date:</b> <b>2020/01/15</b>	<b>Ver:</b> <b>5</b>
<b>Technical Procedure for Preliminary Color Tests</b>			<b>Page #:</b> <b>5 of 15</b>

**5.10.4.3** Place a drop of the 5% Isopropylamine solution (B) on the edge of the Koppanyi paper and tilt to allow the drop to meet the sample.

**5.10.4.4** Record results in the case file if test is being performed for case work, or the reagent log if test is being performed for quality control purposes.

**5.10.4.5** QC check: Barbiturates produce a red-violet color upon addition of the 5 % Isopropylamine reagent to the Koppanyi paper.

**5.10.4.6** Results:      Barbiturates – red-violet  
Oxymorphone HCl – violet  
Pseudoephedrine HCl – light green  
Psilocybin – blue  
Theophylline - violet

## **5.11 Potassium Permanganate**

**5.11.1** This color test reacts with compounds containing reactive double bonds to produce a brown color.

**5.11.2** Dissolve 0.3 gram potassium permanganate in 30 milliliters of water.

**5.11.2.1** Suggested Lot number format:  
Year/month/day/KMnO4/initials of preparer.

### **5.11.3 Application of Procedure on Evidence**

**5.11.3.1** A culture tube instead of a spot well is suggested for use of this reagent.

**5.11.3.2** QC check: Opiates produce a brown color.

**5.11.3.3** Results: Opiates produce a brown color.

## **5.12 para-Dimethylaminobenzaldehyde (PDMAB)**

**5.12.1** This color test uses a filter paper soaked with the reagent. This test reacts with indoles (e.g., LSD, psilocin), primary aromatic amines (e.g., procaine), and carbamates to produce colored intermediates.

### **5.12.2 PDMAB Paper (A)**

**5.12.2.1** Dissolve 1.0 gram of para-dimethylaminobenzaldehyde (PDMAB) in 100 milliliters of methanol.



***Drug Chemistry***  
Pitt County Sheriff's Office Forensic Services Unit  
*Issued by the Technical Leader*

**Effective  
Date:**  
**2020/01/15**

**Ver:**  
**5**

**Technical Procedure for Preliminary Color Tests**

**Page #:**  
**6 of 15**

**5.12.2.2** Soak the filter paper in the solution and allow it to dry completely.

**5.12.2.3** Cut filter paper into small pieces for use. (Suggested 1-inch squares.)

**5.12.2.4** Store PDMAB paper in wide mouth bottle with top for ease of use.

**5.12.2.5** Suggested Lot number format:  
Year/month/day/PDMAB/initials of preparer.

**5.12.3 Methanol (B)**

**5.12.3.1** Prepare a (dropper) bottle of methanol.

**5.12.4 Hydrochloric Acid (concentrated) (C)**

**5.12.4.1** Prepare a (dropper) bottle of concentrated hydrochloric acid.

**5.12.5 Application of Procedure on Evidence**

**5.12.5.1** Place a small amount of sample on a piece of the PDMAB paper.

**5.12.5.2** Press the sample onto the paper with a spatula. (optional)

**5.12.5.3** Place a drop of methanol (B) on top of the sample to help it dissolve into the paper.

**5.12.5.4** Add a drop of hydrochloric acid (C) to the filter paper by one of the following methods:

- Adding the drop directly on the methanol spot.
- Adding the acid drop to the edge of the paper and allowing the acid and methanol spots to meet (e.g., LSD and Psilocin.)
- Allowing the fumes of the acid to contact the paper (e.g., procaine and benzocaine)

**5.12.5.5** Record results in the case file if test is being performed for casework or the reagent log if test is being performed for quality control purposes.

**5.12.5.6** QC check: Procaine produces a yellow-orange color upon addition of the hydrochloric acid to the PDMAB paper.

**5.12.5.7** Results: Carbamate – yellow



***Drug Chemistry***  
Pitt County Sheriff's Office Forensic Services Unit  
*Issued by the Technical Leader*

**Effective  
Date:**  
**2020/01/15**

**Ver:**  
**5**

**Technical Procedure for Preliminary Color Tests**

**Page #:**  
**7 of 15**

LSD – purple  
Psilocin – dark purple  
Procaine, Benzocaine – orange/yellow

**5.13 Froehde**

- 5.13.1** This color test reacts with a wide range of aromatic compounds to produce colored intermediates.
- 5.13.2** Dissolve 50 milligrams of molybdic acid (or sodium molybdate) in 25 milliliters of sulfuric acid with heating and stirring.
- 5.13.3** The expiration date for this reagent shall be one month after preparation.
- 5.13.3.1** Suggested Lot number format:  
Year/month/day/Fro/initials of preparer.
- 5.13.4** QC check: Guaifenesin produces a purple color.
- 5.13.5** Results: Acetaminophen – blue  
Bufotenine – yellow/brown  
Heroin HCl – purple  
MDMA – yellow/green to dark blue  
MDA – green to olive to blue  
Morphine – purple

**5.14 Mecke**

- 5.14.1** This color test reacts with a wide range of aromatic compounds to produce colored intermediates.
- 5.14.2** Add 0.25 gram selenious acid to 25 milliliters of concentrated sulfuric acid with stirring.
- 5.14.3** The expiration date for this reagent shall be one month after preparation.
- 5.14.3.1** Suggested Lot number format:  
Year/month/day/Meck/initials of preparer.
- 5.14.4** QC Check: Guaifenesin produces a green to red color.
- 5.14.5** Results: Bufotenine – brown to black/purple  
Diphenhydramine HCl - yellow  
Heroin HCl – green/blue  
Hydrocodone bitartrate – dark blue  
Methadone – green/brown  
MDMA – green to dark blue  
MDA – green to blue



**Drug Chemistry**  
Pitt County Sheriff's Office Forensic Services Unit  
*Issued by the Technical Leader*

**Effective  
Date:**  
**2020/01/15**

**Ver:**  
**5**

**Technical Procedure for Preliminary Color Tests**

**Page #:**  
**8 of 15**

**5.15 Silver Nitrate**

**5.15.1** This color test reacts with halide ions to produce a white precipitate.

**5.15.2** Dissolve 1 gram of silver nitrate in 20 milliliters of water (5% solution).

**5.15.2.1** Suggested Lot number format:  
Year/month/day/SilNit/initials of preparer.

**5.15.3 Application of Procedure on Evidence** - A culture tube or black spot plate is suggested for use of this reagent.

**5.15.3.1** QC Check: Sodium chloride produces a white precipitate.

**5.15.3.2** Results: All halide salts – white precipitate.

**5.16 Zwikker**

**5.16.1** This color test reacts with barbiturates to produce a purple color that transfers to the organic layer of the reagent.

**5.16.2 0.5% Cupric Sulfate (A)**

**5.16.2.1** Dissolve 0.12 gram cupric sulfate in 25 milliliters of water.

**5.16.2.2** Suggested Lot number format:  
Year/month/day/Zwik/initials of preparer.

**5.16.3 5% Pyridine (B)**

**5.16.3.1** Add 1 milliliter of pyridine to 24 milliliters of chloroform.


**5.16.3.2** Suggested Lot number format:  
Year/month/day/ZwikPyr/initials of preparer.

**5.16.4 Application of Procedure on Evidence**

**5.16.4.1** Place a small amount of sample in a culture tube.

**5.16.4.2** Add a drop of 0.5 % cupric sulfate (A) and observe any reaction or color change.

**5.16.4.3** Add a drop of 5 % pyridine (B) and observe any reaction or color change.

	<p style="text-align: center;"><b><i>Drug Chemistry</i></b>  Pitt County Sheriff's Office Forensic Services Unit  <i>Issued by the Technical Leader</i></p>	<b>Effective Date:</b> <b>2020/01/15</b>	<b>Ver:</b> <b>5</b>
<b>Technical Procedure for Preliminary Color Tests</b>			<b>Page #:</b> <b>9 of 15</b>

**5.16.4.4** Record results in the case file if test is being performed for case work or the reagent log if test is being performed for quality control purposes.

**5.16.4.5** QC check: Phenobarbital produces a purple color that transfers to the organic layer.

**5.16.4.6** Results: Barbiturates – purple or bright green color that transfers to the organic layer.

## **5.17 Barium Chloride**

**5.17.1** This color test reacts with sulfates to produce a white precipitate.

**5.17.2** Dissolve 3.0 grams of barium chloride in 27 milliliters of water. (10 % solution)

**5.17.2.1** Suggested Lot number format:  
Year/month/day/BaCl/initials of preparer.

**5.17.3** Application of Procedure on Evidence – A culture tube or black spot plate is suggested for use of this reagent.

**5.17.4** QC check: Sodium sulfate produces a white precipitate.

**5.17.5** Results: Sulfate compounds produce a white precipitate.

## **5.18 Cupric Sulfate (Secondary Amine #1)**

**5.18.1** This color test reacts with secondary amines to produce a yellow/brown color in the organic phase.

### **5.18.2 Cupric Sulfate (A)**

**5.18.2.1** Dissolve 0.12 gram cupric sulfate in 25 milliliters of water. (1% w/v)

**5.18.2.2** Suggested Lot number format:  
Year/month/day/SA1/initials of preparer.

### **5.18.3 Concentrated Ammonium Hydroxide (B)**

**5.18.3.1** Prepare a sealed bottle of concentrated ammonium hydroxide, or take an aliquot from a stock bottle for use.

### **5.18.4 Toluene/Carbon Disulfide (C)**



**Drug Chemistry**  
Pitt County Sheriff's Office Forensic Services Unit  
*Issued by the Technical Leader*

**Effective  
Date:**  
**2020/01/15**

**Ver:**  
**5**

**Technical Procedure for Preliminary Color Tests**

**Page #:**  
**10 of 15**

**5.18.4.1** Mix 20 milliliters of toluene with 5 milliliters of carbon disulfide.

**5.18.5 Application of Procedure on Evidence**

**5.18.5.1** Dissolve a small amount of sample with 2-3 drops of cupric sulfate (A) in a new culture tube.

**5.18.5.2** Add 2-3 drops of concentrated ammonium hydroxide (B) and then add 2-3 drops of toluene/carbon disulfide (C) and agitate the culture tube.

**5.18.5.3** Observe any reaction or color produced.

**5.18.5.4** Record the results in the case file if test is being performed for case work or the reagent log if test is being performed for quality control purposes.

**5.18.5.5** QC check: Methamphetamine produces a yellow/brown color in the organic phase after addition of the toluene/carbon disulfide solution.

**5.18.5.6** Results: Methamphetamine, BZP, and secondary amines – yellow/brown

**5.19 Simon's Test (Modified Sodium Nitroprusside) (Secondary Amine #2)**

**5.19.1** This color test reacts with secondary amines to produce a blue-violet color.

**5.19.2 1 % Sodium Nitroprusside/10 % by Volume of Acetaldehyde (A)**

**5.19.2.1** Dissolve 1 gram of sodium nitroprusside in 100 milliliters of water, then discard 10 milliliters of this solution.


**5.19.2.2** Add 10 milliliters of acetaldehyde to the remaining 90 milliliters of sodium nitroprusside/water.

**5.19.2.3** The expiration date for this reagent shall be one month after preparation.

**5.19.2.4** This reagent shall be refrigerated.

**5.19.2.5** Suggested Lot number format:  
Year/month/day/SA2/initials of preparer.

**5.19.3 2 % Sodium Carbonate (B)**

	<p align="center"><b>Drug Chemistry</b>  Pitt County Sheriff's Office Forensic Services Unit  <i>Issued by the Technical Leader</i></p>	<b>Effective Date:</b> <b>2020/01/15</b>	<b>Ver:</b> <b>5</b>
<b>Technical Procedure for Preliminary Color Tests</b>			<b>Page #:</b> <b>11 of 15</b>

**5.19.3.1** Dissolve 2 grams of sodium carbonate in 100 milliliters of water.

**5.19.4 Application of Procedure on Evidence**

**5.19.4.1** Place a small amount of sample in a culture tube or clean spot well and add one drop of Reagent A, then add 2 drops of Reagent B.

**5.19.4.2** Observe any reaction or color produced.

**5.19.4.3** Record results in the case file if the test is being performed for case work or reagent log if test is being performed for quality control purposes.

**5.19.4.4** QC check: Methamphetamine produces a blue-violet color.

**5.19.4.5** Results: Methamphetamine and secondary amines – blue-violet  
Amphetamine and primary amines – Negative reaction (light pink is the color of the reagent.)

**5.20 Liebermann's Reagent**

**5.20.1** This color test reacts with methcathinone, analogs of methcathinone, and most of the synthetic cannabinoids with an indole substructure. When a synthetic cannabinoid is present on plant material, an extraction with methylene chloride/acetonitrile shall be conducted prior to performing the color test.

**5.20.2 Lieberman's Reagent (A)**

**5.20.2.1** SLOWLY add 5 grams of sodium nitrite to 50 milliliters of concentrated sulfuric acid, with stirring. **NOTE: This is an exothermic reaction.**


**5.20.2.2** Suggested Lot number format:  
Year/month/day/LIB/initials of preparer.

**5.20.3 Methylene chloride-acetonitrile solution (B)**

**5.20.3.1** Mix equal amounts of methylene chloride and acetonitrile.

**5.20.4 Application of Procedure on Evidence – Methcathinone and analogs of methcathinone – in powder form**

**5.20.4.1** Add 1-2 drops of reagent A to a clean spot well or a new culture tube, and ensure no significant color develops.

	<p style="text-align: center;"><b><i>Drug Chemistry</i></b>  Pitt County Sheriff's Office Forensic Services Unit  <i>Issued by the Technical Leader</i></p>	<b>Effective Date:</b>  <b>2020/01/15</b>	<b>Ver:</b>  <b>5</b>
<b>Technical Procedure for Preliminary Color Tests</b>			<b>Page #:</b> <b>12 of 15</b>

**5.20.4.2** Add a small amount of sample to the reagent in the spot well or culture tube.

**5.20.4.3** Add 1-2 drops of reagent B to the spot well or culture tube.

**5.20.4.4** Observe any reaction or color produced.

**5.20.4.5** QC check: 3,4-MDPV turns yellow-green

**5.20.4.6** Results:

- 3,4-MDMC turns bright orange
- MDMA turns brown

**5.20.5 Application of Procedure on Evidence – Synthetic cannabinoids present on plant material**

**5.20.5.1** Add a small amount of plant material to test tube (NOT a small culture tube) and cover with Reagent B.

**5.20.5.2** Shake the test tube and immediately pipette the liquid to a new test tube.

**5.20.5.3** Add approximately five drops of Reagent A to the liquid extract and mix thoroughly.

**5.20.5.4** Observe any reaction or color produced.

**5.20.5.5** QC check: 3,4-MDPV turns yellow-green

**5.20.5.6** Results:


- AM-2201 turns yellow-brown
- JWH-073 and JWH-018 turn yellow-brown
- JWH-122 turns yellow-brown
- JWH-019/JWH-081 turns yellow-brown
- Many synthetic cannabinoids turn yellow/brown/orange colors

**6.0 Limitations** - See specific procedures listed above.

**7.0 References**

Butler, William P. *Methods of Analysis for Alkaloids, Opiates, Marihuana, Barbiturates, and Miscellaneous Drugs. Publication #341*. Washington, D.C.: U.S. Treasury Department, Internal Revenue Service, June, 1967: 80, 105-107, 136-137.

Clarke, E.G.C. and R.G. Todd, eds. *Isolation and Identification of Drugs*. 1<sup>st</sup> Edition. London: Pharmaceutical Press, 1969, 129-130, 1183.

	<p style="text-align: center;"><b><i>Drug Chemistry</i></b>  Pitt County Sheriff's Office Forensic Services Unit  <i>Issued by the Technical Leader</i></p>	<b>Effective Date:</b> <b>2020/01/15</b>	<b>Ver:</b> <b>5</b>
<b>Technical Procedure for Preliminary Color Tests</b>			<b>Page #:</b> <b>13 of 15</b>

Moffat, A.C., et al. eds. *Clarke's Isolation and Identification of Drugs*. 2<sup>nd</sup> Edition, London: Pharmaceutical Press, 1986: 132-133, 139-140, 1169-1170.

Moffat, A.C., et al., eds. *Clarke's Analysis of Drugs and Poisons*. 3<sup>rd</sup> Edition. London: Pharmaceutical Press, 2004: 46, 283, 295.

Feigl, Fritz. *Spot Tests in Organic Analysis*. Elsevier Publishing Co.: 1956, 251.

Fulton, C.C. *Modern Microcrystal Tests for Drugs*. New York: Wiley-Interscience, 1969, 336.

Sobol, S.P. and R.A. Moore. *Analytical Manual*, J.W. Gunn, ed. Bureau of Narcotics and Dangerous Drugs, Washington, D.C.: U.S. Government Printing Office 0-506-836, 1970: 105.

Johns, S.H. "Spot Tests: A Color Chart Reference for Forensic Chemists." *Journal of Forensic Sciences*, Volume 24. Issue 3 (July, 1979): 631-649.

Jungreis, Ervin. *Spot Test Analysis - Clinical, Environmental, Forensic, and Geochemical Applications*, New York: John Wiley & Sons, 1985, 80.

Poyner, B. et al. "Presumptive Color Test for Synthetic Cannabinoids Containing an Indole Substructure." *Journal of the Clandestine Laboratory Investigating Chemists Association*. Volume 22 Number 4 (Oct. 2012): 27-31.

Liu, Ray H. and Daniel E. Gadzala. *Handbook of Drug Analysis: Applications in Forensic and Clinical Laboratories*. Washington, D.C.: American Chemical Society, 1997: 58.

Toole, K.E. et al. "Color Tests for the Preliminary Identification of Methcathinone and Analogues of Methcathinone." *Microgram Journal*, Volume 9, Number 1 (Jan. 1999): 27-32.

## 8.0 Records

- Reagent Logs



***Drug Chemistry***  
Pitt County Sheriff's Office Forensic Services Unit  
*Issued by the Technical Leader*

**Effective  
Date:**  
**2020/01/15**

**Ver:**  
**5**

**Technical Procedure for Preliminary Color Tests**

**Page #:**  
**14 of 15**

REVISION HISTORY		
CURRENT VERSION	EFFECTIVE DATE	SUMMARY OF CHANGES
1	2017/11/14	Original Document.
2	2018/04/01	<b>Header</b> - Added "Drug Chemistry" Removed title in main document 2.0 – Updated "Illicit Drugs discipline" to "Drug Chemistry section" <b>5.1.2</b> – Removed "a significant" <b>5.5</b> – <b>Added 5.5.1</b> – Clarified QC checks of stock bottles when new aliquots are removed. <b>5.19.1</b> and <b>5.19.4.5</b> Clarified a negative result for amphetamine and primary amines.
3	2018/08/06	<b>5.7.2</b> Change 40% to 37% formaldehyde solution
4	2018/10/22	<b>Header</b> – Update to match other technical procedures. <b>Materials and Reagents</b> – Removed "amber-colored preferred for Duquenois reagent" <b>References</b> - Remove three references for Duquenois-Levine test that was transferred to the Technical Procedure for the Identification of Marijuana. Corrected typos
5	2020/01/15	<b>Header</b> – Updated "Instruments" to "Drug Chemistry" <b>Commercial Reagent</b> – Added "ACS grade or higher"